



**rotech**  
 PUMPS & SYSTEMS INC.

*"Your Source to Fluid handling"*

## SPT Series Pumps Model SPT 4

### Self-Priming

- 650 rpm (1.5m) 5ft - 750 rpm 2.4m (8ft)
- 850 rpm (4.9m) 16ft - 950 rpm 5.8m (19ft)
- 1050 rpm (6.7m) 22ft - 1150 rpm 7.3m (24ft)
- 1250 rpm (7.6m) 25ft - 1350 rpm 7.6m (25ft)
- 1450 rpm (7.6m) 25ft - 1550 rpm 7.6m (25ft)
- 1650 rpm (7.6m) 25ft - 1750 rpm 7.6m (25ft)
- 1850 rpm (7.6m) 25ft - 1950 rpm 7.6m (25ft)

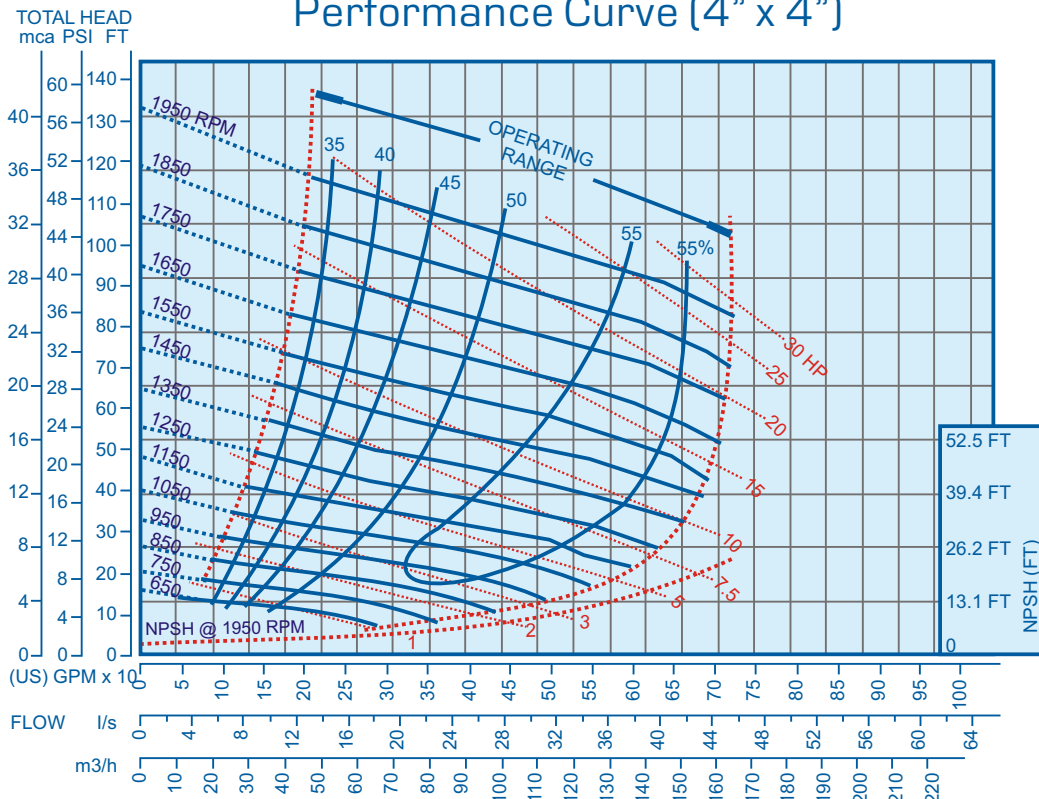
### Technical Data

Impeller Dia.	247.65 mm (9.3/4")
R.P.M.	from 650 rpm to 1950 rpm
Max. Solids	76.2 mm (3")
Net Weight	259.5kg (600 lbs)
Shipping Weights	280kg (655 lbs)

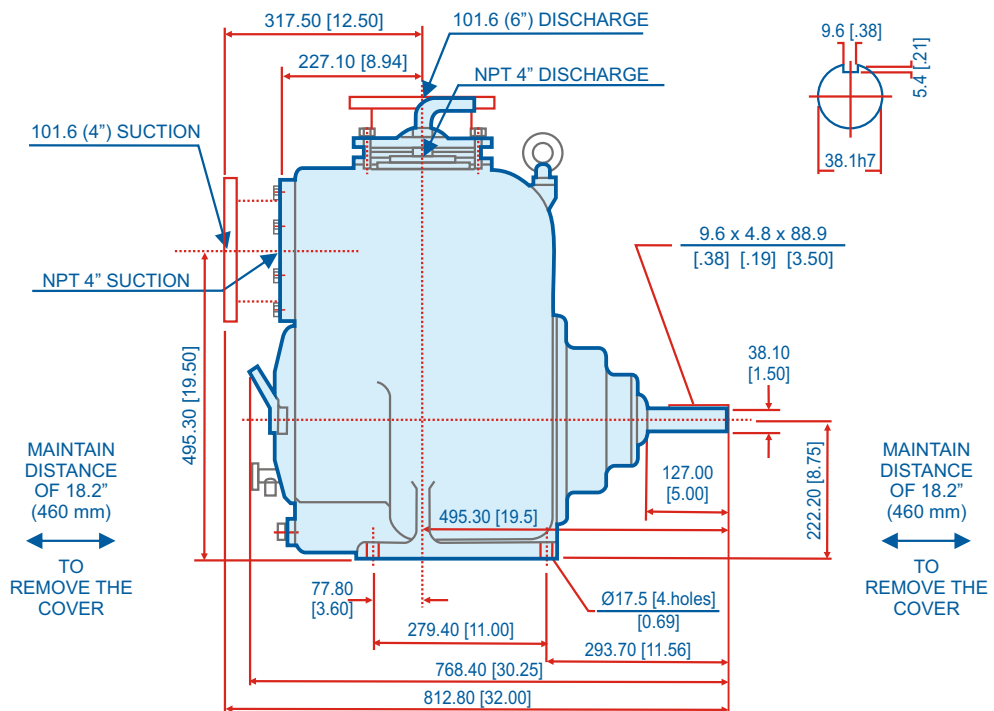
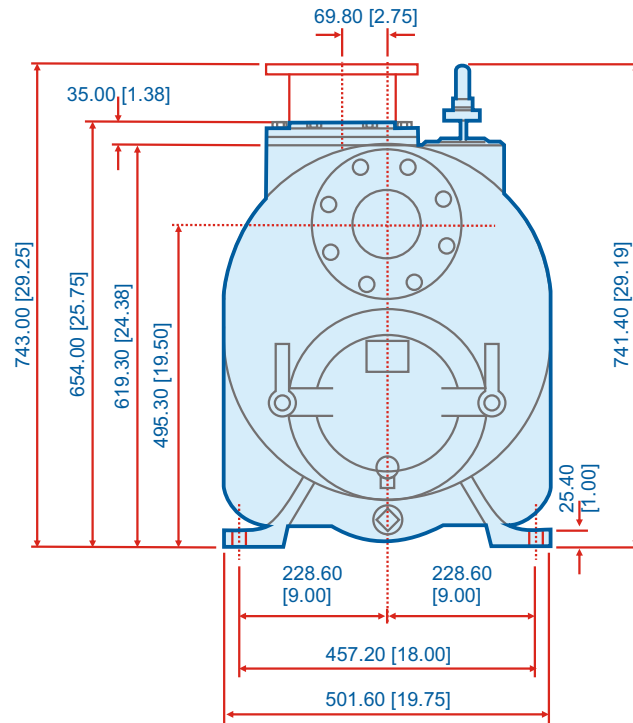
\* Before using this table, check the NPSH.

are designed for economical & trouble-free operation in handling solids-laden liquids and slurries. Pumps feature a large volute design which allows them to re-prime automatically in a completely open system without the need of suction or discharge check valves. And this is workable with the pump only partially filled with liquid and completely dry suction line. Pumps will be able to handle up to 75mm spherical solids, depending on pump models. In case that pump shaft or bearings need service or repair, the entire rotating assembly can be removed without disturbing pump casing or pipelines. Rotating assembly is sealed with an O-Ring, allowing for external adjustments of clearance.

Performance Curve (4" x 4")



External Dimensions Millimeters (Inches)



**Rotech Pumps & Systems Inc.**

1320 Britannia Road East, Mississauga, Ontario L4W 1C8, Canada

Ph: 905-461-9617 Fax: 905-461-9618

Toll Free : 1-866-217-PUMP (7867)

Email: sales@rotechpumps.com www.rotechpumps.com