

Liberty Pumps®

240-Series

Cast Iron Submersible Sump Pumps

1/4 hp
1-1/2" Discharge

The most advanced
1/4 hp pump available!

Features:

- Unique one-piece cast iron housing
- Peripheral port inlets eliminate bottom suction
- 304 stainless steel intake plate
- Quick-disconnect 10' standard power cord allows replacement of cord in seconds without breaking seals to motor. (25' length optional)
- Available in three switch styles including Liberty's VMF™ switch

Models:

240 Manual

241 Wide-Angle Float,
Quick Disconnect

243 Wide-Angle Float, Series Plug

247 VMF™, Vertical Magnetic Float

Wide-Angle Floats are mercury-free,
mechanically activated.



Patented VMF™ Switch

Quick-Disconnect
Power Cord

One-Piece Cast
Motor Housing



Mid-mount,
peripheral-port
inlets eliminate
bottom suction

MODEL 247 VMF™



Available with
Wide-Angle Switch

innovate. evolve.

240-SERIES

A 1/4 hp Sump Pump for Professionals!

ALL MODELS FEATURE:

- Rugged 1/4 hp motor, oil filled with thermal overload protection
- 1/4" solids handling
- 1-1/2" discharge
- Hermetically sealed motor and switch cavities, and permanently lubricated bearings
- Liberty's UNI-BODY casting – a solid, one-piece housing that eliminates the lower motor seal ring found on other pumps
- Integral, mid-mounted "peripheral-port" inlets – eliminate bottom suction of debris and foreign material
- Maximum Fluid Temperature: 140°F
- Stainless steel volute intake plate, internally mounted. Will not corrode.
- 8 vane, glass reinforced thermoplastic impeller, Non-clog design.
- Quick-disconnect 10' standard power cord allows replacement of cord in seconds without breaking seals to motor. (25' length optional) For 25' cord option, add a "-2" suffix to model number. Example: 247-2 for Model 247 with 25' cord.
- Fasteners – all non-corrosive stainless steel
- Stainless steel rotor shaft
- **2 YEAR LIMITED WARRANTY**

MOTOR SPECIFICATIONS:

1/4 hp 115V 6.0 amps 60Hz 3400 RPM
Thermally Protected & Permanently Lubricated

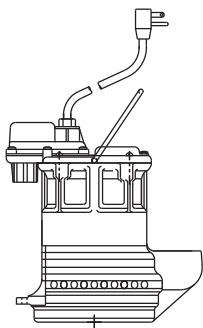
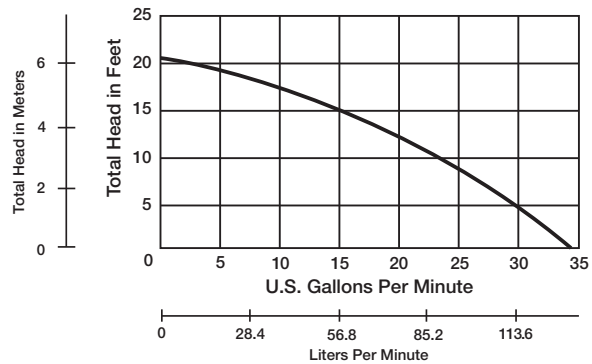
DIMENSIONAL DATA:

Weight: 21 LBS.

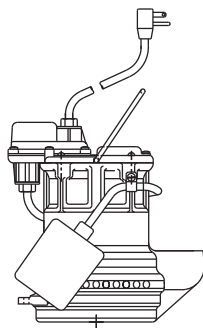
Height: 10"

Major Width: 9.0" (manual model 240)

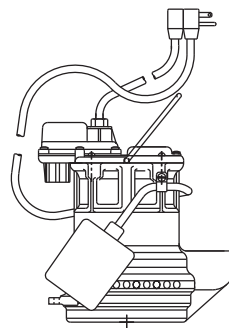
PERFORMANCE CURVE



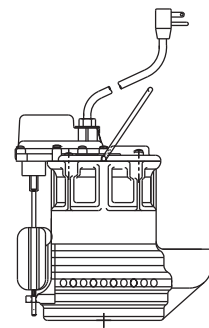
Model 240
Manual, no switch.



Model 241
Quick-disconnect wide-angle float, mercury-free.



Model 243
Wide-angle float with series (piggy-back) plug, allows manual operation of pump.



Model 247 VMF™
VMF™ switch, magnetically operated vertical float – operates in a 10" diameter sump.



Specifications subject to change without notice.

Liberty Pumps • 7000 Apple Tree Avenue • Bergen, New York 14416 • Phone 800-543-2550 Fax (585) 494-1839

www.libertypumps.com

Copyright © Liberty Pumps, Inc. 2010
All rights reserved. LLIT400-R1/10