


ARMSTRONG



Horizontal Base Mounted Pumps

FILE NO:	40.12
DATE:	Oct. 12, 2007
SUPERSEDES:	40.12
DATE:	July 31, 2004

The best base mounted pump design in today's HVAC industry.



► Armstrong Pumps - Hallmark of Quality

- Armstrong, manufacturer of pumps since 1934.
- Base mounted pump designs continuously updated.
- Traditional features combined with cutting edge concepts.

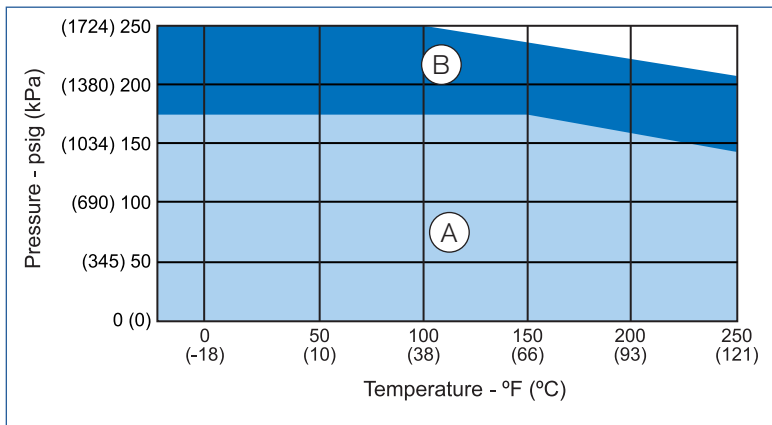
► Traditional Features

- Back pull out design.
- One piece baseplate.
- Base supported radially-split casing.
- Flexible coupling with guard.
- Drain and gauge connections.
- Cast iron housing, bronze-fitted construction.
- All iron and ductile iron construction available.
- Designed, manufactured and inspected to exacting standards.

► Current Design Concepts

- ANSI style centerline discharge casing.
- large flow range.
- ANSI flanged casing.
- Pre-lubricated and sealed ball bearings.
- Confined casing gasket.
- Mechanical seal with O-ring mounted silicone carbide seat.
- Stainless steel shaft sleeve.
- Dynamically balanced impellers.
- OSHA coupling guard.
- Baseplate designed to ANSI/HI 1.3.5 rigidity standards for freestanding base.

► Pressure/Temperature Chart Series 4030

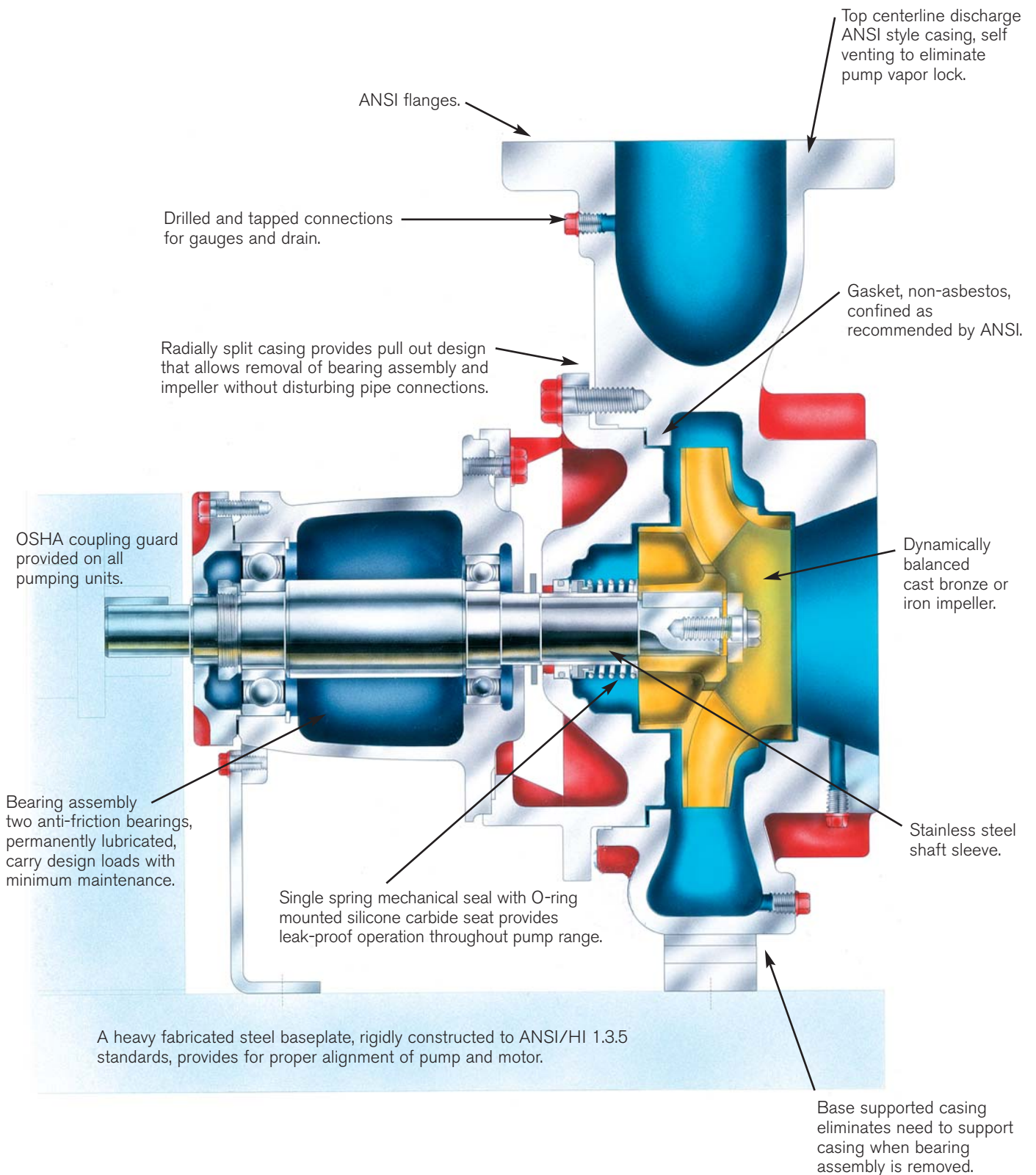


- Ⓐ Cast Iron - 125 psig Standard seal.
- Ⓑ Ductile Iron - 250 psig flanges Carbide seal.

Notes:

- Hydrostatic test pressure at ambient temperature is 150% maximum working pressure.
- All values are based on clear, clean water. Values may change with other liquids.

Base Mounted Centrifugal Pumps



► TYPICAL SPECIFICATION

Furnish and install, as indicated on the plans and specifications, Armstrong Series 4030 base mounted centrifugal pumps.

The pump shall be single, end suction type with radially split, top center-line discharge, self-venting casing. The casing-to-cover gasket shall be confined on the atmospheric side to prevent blow-out possibility.

Pump construction shall be cast iron, bronze fitted (all iron, all bronze, ductile iron) and shall be fitted with a long-life, product lubricated, drip-tight mechanical seal, with O-ring silicone carbide seat retainer, designed for the specified maximum temperature and pressure.

The shaft shall be fitted with a Stainless Steel shaft sleeve and be supported by two heavy duty ball bearings. The design shall allow Back Pull Out servicing, enabling the complete rotating assembly to be removed without disturbing the casing piping connections.

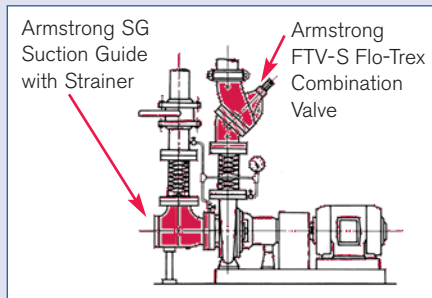
The pump shall be mounted on a rigid baseplate, designed to ANSI/HI 1.3.5 rigidity standards, for grouting or freestanding, and connected by flexible coupling, with OSHA guard, to a ___ hp, ___ Hz, ___ phase, ___ Volts, ___ rpm, ___ enclosure squirrel cage, induction type motor of Federally approved (premium, ___%) efficiency level and suitable for across-the-line (wye-delta, part wind) starting.

The housing shall be hydrostatically tested to 150% maximum working pressure.

The unit shall be suitable for the conditions shown on the pump schedule.

Need to reduce space requirements and installation costs?

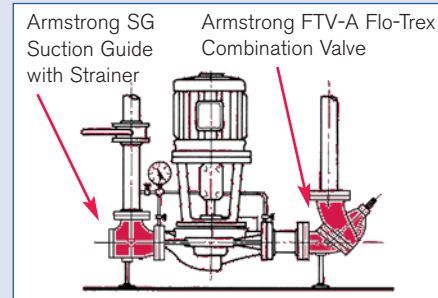
► Base mounted



Base mounted pump with Suction Guide and Flo-Trex valve eliminates cost and space of:

- Suction:
 - Y-strainer,
 - Long radius elbow,
 - Min. straight pipe run.
- Discharge:
 - Check valve,
 - Isolating valve,
 - Throttling valve.

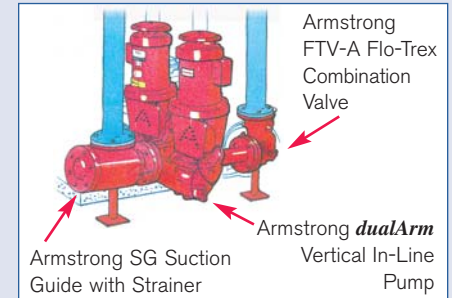
► Vertical In-Line



Vertical In-Line with Suction Guide and Flo-Trex valve eliminates cost and space of all the items listed under base mounted pump, plus the following:

- Inertia base with spring mounts,
- Long radius elbow,
- Flexible pipe connectors,
- Grouting,
- Field alignment,
- Split couplings available for ease of mechanical seal replacement.

► dualArm



dualArm Vertical In-Line incorporates two pumps in a casing with single inlet and outlet connections. Enables standby or parallel operation with only one set of piping. Casing design and port valves allow one pump to be removed for service with the second pump still operating. When installed with a Suction Guide and Flo-Trex valve the **dualArm** represents the greatest Life Cycle Value in today's commercial HVAC market.

EXPERIENCE BUILDING...

S. A. Armstrong Limited
 23 Bertrand Avenue
 Toronto, Ontario
 Canada, M1L 2P3
 T: (416) 755-2291
 F (Main): (416) 759-9101

Armstrong Pumps Inc.
 93 East Avenue
 North Tonawanda, New York
 U.S.A., 14120-6594
 T: (716) 693-8813
 F: (716) 693-8970

Armstrong Holden Brooke Pullen
 Wenlock Way
 Manchester
 United Kingdom, M12 5JL
 T: +44 (0) 161 223 2223
 F: +44 (0) 161 220 9660



© S.A. Armstrong Limited 2007

For Armstrong locations worldwide, please visit www.armstrongpumps.com